


Year 3, Spring Term 2024




Subjects which are taught every week: Science, RHE, Spanish, PE, Music

Core Subjects

English	<p><u>Core texts:</u></p> <ul style="list-style-type: none">● Mouse Snake Bird Wolf by David Almond● The Bluest of Blues by Fiona Robinson <p><u>Class Read:</u></p> <ul style="list-style-type: none">● The Heart Scarab by Saviour Pirotta● Varjak Paw by SF Said
Maths	<p><u>Timestable Focus:</u> Spring 1: 3x tables Spring 2: 3x/ 6x tables</p> <p>Spring areas of study:</p> <ul style="list-style-type: none">● additive relationships & mental calculations● column addition● column subtraction● multiplication & division and scaling● 2,4,8 times tables
Science	<ul style="list-style-type: none">● finish Light● Rocks & soils

Year 3, Spring Term 2024




Weekly Foundation Subjects

PE	Taught on Monday & Thursday
RHE	Spring areas of study: <ul style="list-style-type: none"> ● Jigsaw 3- Dreams & Goals ● Jigsaw 4- Healthy Me ● PANTS and E-safety
Spanish	Taught on Tuesdays by Mrs Grundey. Spring areas of study: <ul style="list-style-type: none"> ● Fruits ● Little Red Riding Hood
Music	Taught on Wednesdays by Mr Reagan. Children will have the choice to learn either cello or violin.


Week	Subject	Topic Area	Key Skills	Key Vocabulary	Concept Threads
Week 1 -8th January <i>8th January INSET</i>	Learning to Learn				
Week 2 - January 15th	Geography	Physical Geography: Geology: <ul style="list-style-type: none"> ● Plate-Tectonics, ● Volcanoes, ● Earthquakes, ● Tsunamis 	Geographical Skills: OS maps and 2-figure grid reference Physical Geography: <ul style="list-style-type: none"> ● <u>begin</u> to ask/ initiate geographical questions, ● <u>use</u> NF books, 	plates, tectonics, volcanoes, earthquakes, tsunamis, magma, crust, core, rock, layers, richter scale, maps, grid reference, scale, active, dormant, extinct, eruption, lava, igneous rock, sedimentary, ring of fire,	Environment place and space physical world, scale patterns continuity and change human world

Year 3, Spring Term 2024




			<p>stories, atlases, pictures/photos and internet as sources of information,</p> <ul style="list-style-type: none"> • investigate places and themes at more than one scale, 		
Week 3 - January 22nd	Art	Volcanoes	<p>Show an understanding of composition, foreground and background.</p> <p>Able to create a collage / frottage using tools / equipment in an organised way. <i>(Texture)</i></p> <p>Shows imagination and creativity in constructing a simple form using glue / scissors or other materials with care. <i>(Form and space)</i></p>	<p>Composition, sketch, foreground, background, collage, tools, equipment, tone, texture, imagination, expression, creativity,</p>	<p>Creativity Perspective Colour and tone Contrast Interpret Technique</p>

Year 3, Spring Term 2024




<p>Week 4 - January 29th</p>	<p>Computing CHROMEBOOKS</p>	<p>Programmers Programming in animation Programming in scratch</p>	<p>Can design and write a program using a block language, without user interaction.</p> <p>Can explore simulations of physical systems on screen.</p> <p>Can plan a project.</p> <p>Can use sequence in programs.</p> <p>Can write a program to produce output on screen.</p> <p>Can explain a simple, sequence based algorithm in their own words.</p>	<p>algorithm, animation, input, output, program, script, storyboard</p>	<p>Editing and publishing Digital footprint Analysing data algorithms e-safety Problem solving Debugging Programming</p>
<p>Week 5 - February 5th</p>	<p>RE</p>	<p>Challenge unit -Why should we care for our world? (link with Active planet topic)</p> <p>Creation Stories</p>	<p>Consider the importance of caring for the world.</p> <p>Notice and find out about the similarities between the ways different religions care for the world</p>	<p>Creation, conservation, myth, planet, environment, sustainability, local, trade,</p>	<p>Holy Books Symbols Celebrations Stories</p>

Year 3, Spring Term 2024



HALF TERM					
Week 1 - 19th February	PIXL Maths Week				
Week 2 - 26th February	Geography	<p>Physical Geography: Geology:</p> <ul style="list-style-type: none"> • Plate-Tectonics, • Volcanoes, • Earthquakes, • Tsunamis 	<p>Geographical Skills: OS maps and 2-figure grid reference</p> <p>Physical Geography:</p> <ul style="list-style-type: none"> • <u>begin</u> to ask/ initiate geographical questions, • <u>use</u> NF books, stories, atlases, pictures/photos and internet as sources of information, • investigate places and themes at more than 	plates, tectonics, volcanoes, earthquakes, tsunamis, magma, crust, core, rock, layers, richter scale, maps, grid reference, scale, active, dormant, extinct, eruption, lava, igneous rock, sedimentary, ring of fire,	Environment place and space physical world, scale patterns continuity and change human world
Week 3 - 4th March	DT	Designing & making a themed bookmark	Using decorative stitches stem, satin, chain-stitch,	Design, fit for purpose, decorative, stitches, cotton, needles, materials, stem stitch, chain stitch, satin stitch, evaluation,	Research design Creativity Functionality Test Evaluate Adapt
Week 4 - 11th March	SCIENCE WEEK				

Year 3, Spring Term 2024



<p>Week 5 - 18th March</p>	<p>RE</p>	<p>Easter- Sadness and Joy</p>	<p>Apply ideas about religions and worldviews thoughtfully.</p> <p>Use and connect key RE vocabulary.</p> <p>Explain the characteristics of God/gods through symbols.</p>	<p>Easter, church, celebrations, symbols, Lent, crucifixion, cross, Passover, Maundy Thursday,</p>	<p>Holy Books Symbols Celebrations Stories</p>
<p>Week 6 - 25th March</p> <p><i>Culture Day</i></p> <p><i>29th March Bank Holiday</i></p>					