

# Capacity and Volume

Can you draw a line on each container to show the water level at the correct volume?



half full



nearly full



nearly empty



full

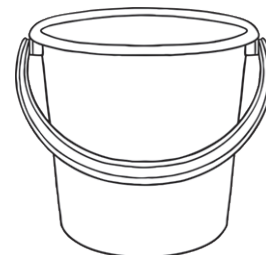
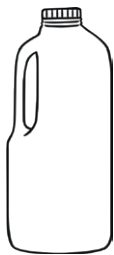
Which container has the smallest capacity? **Circle one.**



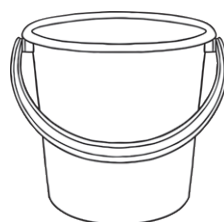
Which container has the greatest capacity? **Circle one.**



Which container has the greatest capacity? **Circle one.**

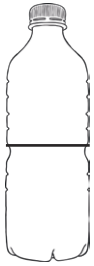


Which container has the smallest capacity? **Circle one.**



# Capacity and Volume Answers

Can you draw a line on each container to show the water level at the correct volume?



half full



nearly full



nearly empty



full

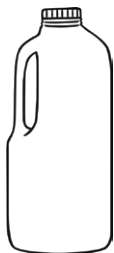
Which container has the smallest capacity? **Circle one.**



Which container has the greatest capacity? **Circle one.**



Which container has the greatest capacity? **Circle one.**



Which container has the smallest capacity? **Circle one.**

